

# 2023 GLOBAL OUTLOOK

A YEAR OF TRANSITIONS

FEBRUARY 2023

# Build strategy and manage risk through the lens of geopolitics and macroeconomics.

Understand the forces shaping the future of your organization

Assess their economic impact

Separate noise from signal

Find better options



**ONYX**  
STRATEGIC INSIGHTS

## A unique global network

We are a division of Expeditors, one of the world's foremost supply chain companies. Our core team of global, regional and industry experts is complemented by our extended network of logistics and supply chain practitioners on the ground in 350 locations in 100+ countries globally.

## Quantifying impact is at the heart of our value

We believe that geopolitics and macroeconomics can shape any business. But understanding them is only half the story: we combine qualitative analysis and proprietary data to quantify impact on your business and produce actionable insights.

## We focus on what matters

We fully integrate macroeconomic and geopolitical analysis, unlike any other consulting firm. Our approach is tailored to the issues, geographies and industries you care about. We focus on getting to the so-what of politics – so you don't have to.

# Executive summary

## A lean year ahead

- **Slowdown risks peak mid-year** as inflation in the US and Europe erodes real disposable income and higher rates slow capital spending
- On **China**, we expect **sub-4% growth** as COVID outbreaks cause a bumpier reopening than the market's implied "best case" scenario
- **But manufacturing and trade are already in recession**; global growth pause will hit external sectors the hardest

## Limited room to maneuver

- Countries **ramp-up industrial policy for long-term growth**, leading to **intense competition for private investment**
- Efforts continue to focus on **high-tech**, followed by **new energy and biotechnology**
- But the ramp-up likely limps along, as governments face **limited room for new policies or to fund existing programs**
- **Foreign and trade policy** emerge as key enablers, with governments leveraging bilateral ties to strengthen long-term competitive positioning

## Key uncertainties ahead

- **US inflation, escalation in Russia/Ukraine and COVID in China** are the top three uncertainties bearing on our baseline; we don't expect tensions around Taiwan to escalate into military action in 2023
- Across our six scenarios, **US and China risks remain balanced, while skewed to downside for Europe**
- **Auto, energy, and aerospace** show moderate vitality in our scenarios but **electronics and consumer durables** face stronger headwinds

## Supply chain pressures easing in 2023

- **Raw material prices will decline year-on-year**, but will stay historically **high**
- **Labor costs will rise** faster than inflation in about half of key economies
- **Freight rates will likely continue to ease**, but a key uncertainty remains how China handles COVID outbreaks
- Global demand growth will **slow overall and contract in the US and Europe**; tech, retail, construction sectors under cyclical pressure

## Long-term outlook: a world in transition

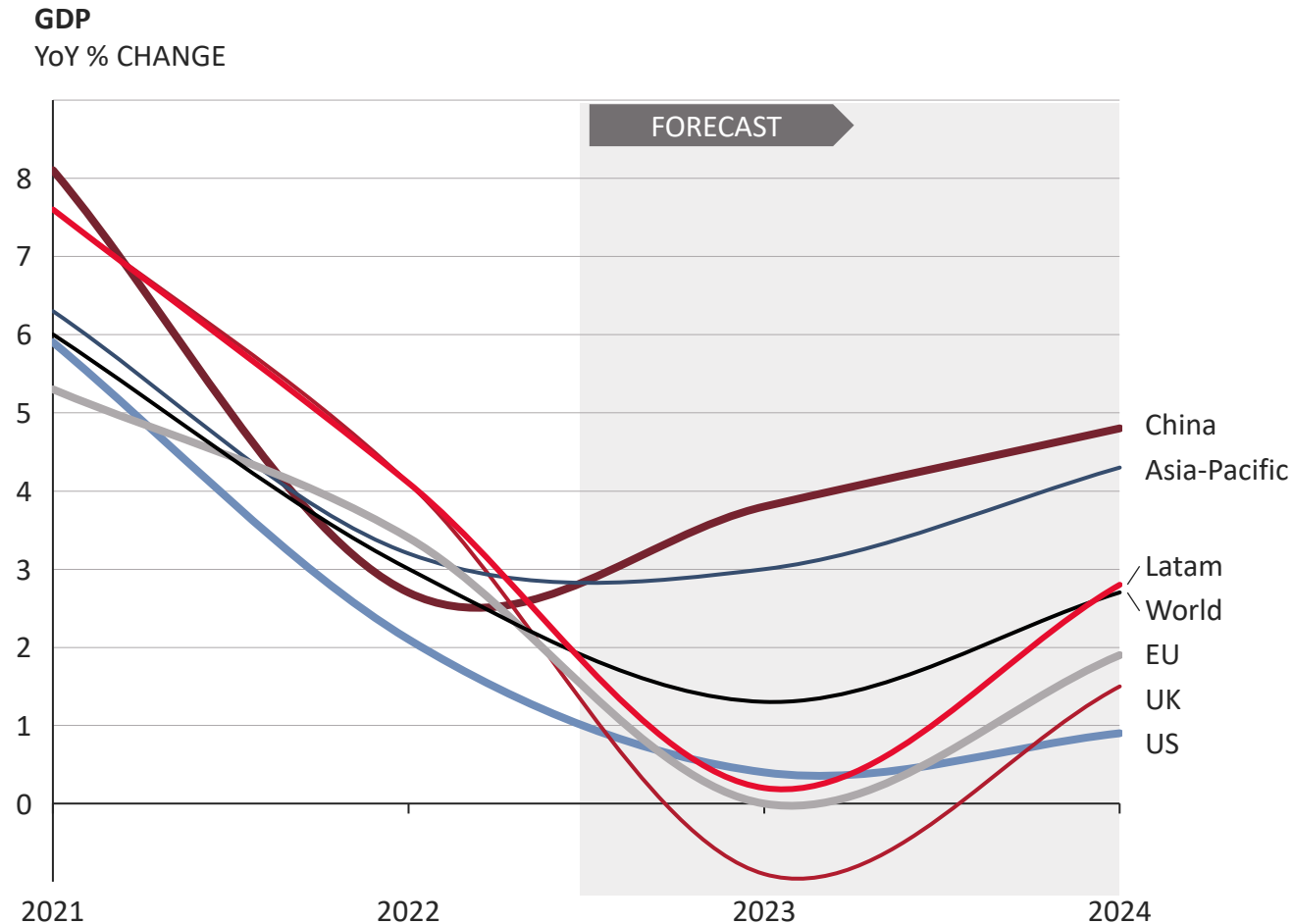
- **Global value chains** will be in **transition** over the next several years, slowly moving to a **regionalized** model given geopolitical and macroeconomic risks
- China is declining on **greenfield foreign investment**, but **no clear global winner** has yet emerged
- As the transition takes place, three wildcards will determine the path, pace and direction of transformation: demographics, technology, and great-power competition

SECTION I

# Global baseline forecast

# Our macro base case

## 2023 economic growth projections



Source: Oxford Economics, Onyx

© Onyx Strategic Insights. Reproduction by written authorization only.

1

**Flat growth risks peak mid-year** as inflation in the US and Europe erodes real disposable income and higher interest rates slow businesses' capital spending

2

Where we differ from consensus:

**US and EU:** We predict a **slightly shallower slowdown** based on resilient US consumer spending and a mild winter and fiscal support in Europe

**China:** We expect sub-4% growth as COVID outbreaks will cause a bumpier reopening than the market's implied "best case" life after zero-COVID

3

**The recovery:** Contractions in the US and EU quickly abate, setting the stage for a **modest rebound into 2024**

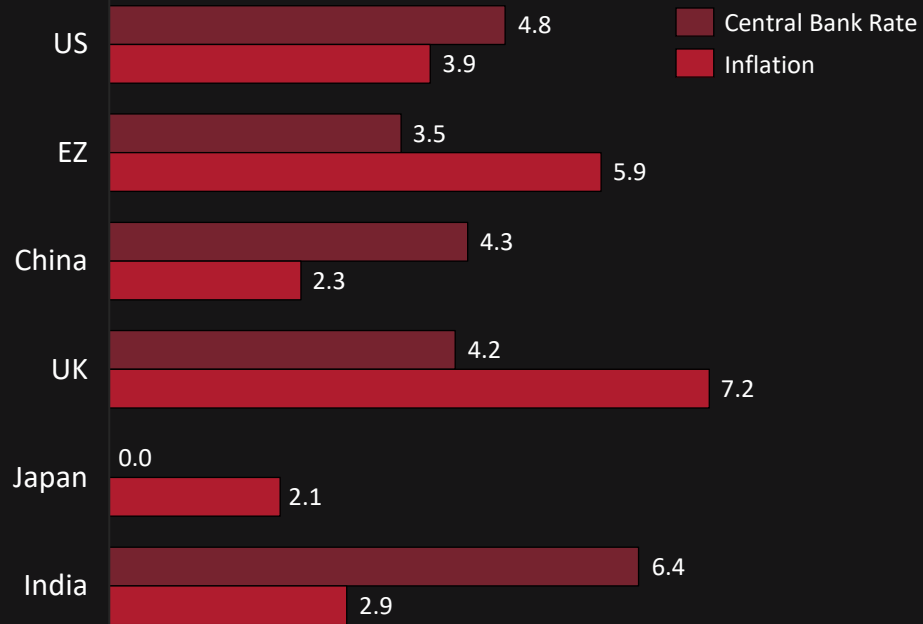
4

Western governments juggle competing priorities: fighting inflation or making **strategic investments in future growth**

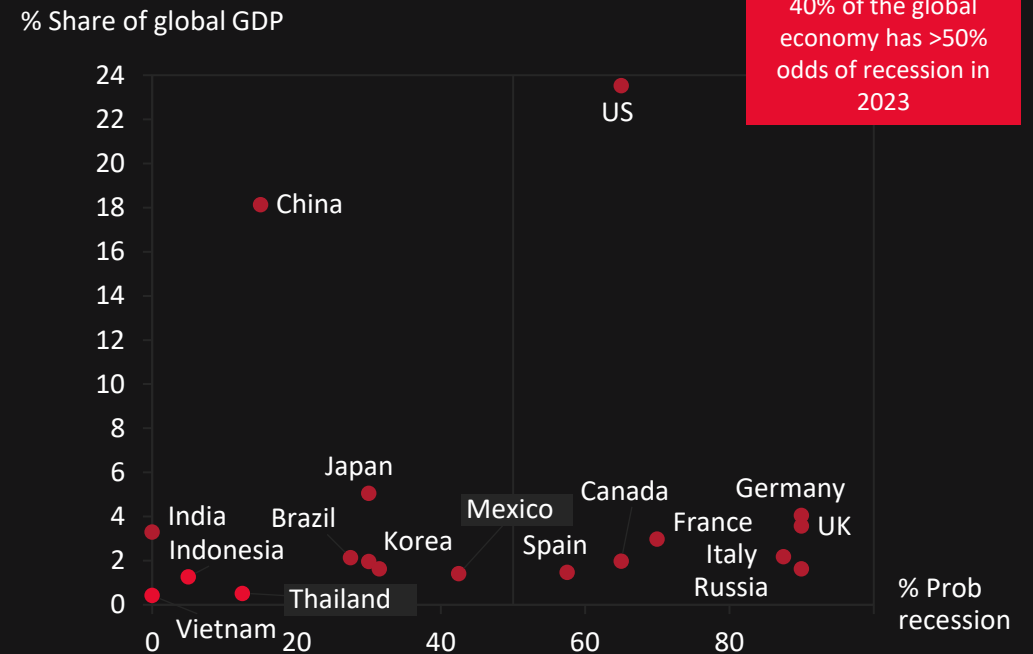
# Inflation, interest rates causing deceleration

## Forty percent of global economy on recession watch

**2023 Forecast: Inflation and Interest Rates**  
Percent

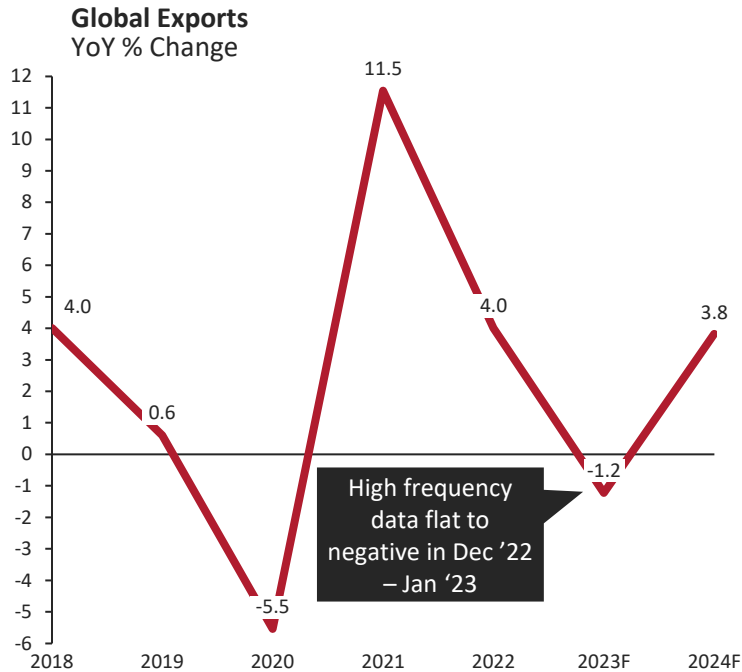


**2023: Share of Global GDP vs. Recession Probability**  
Percent

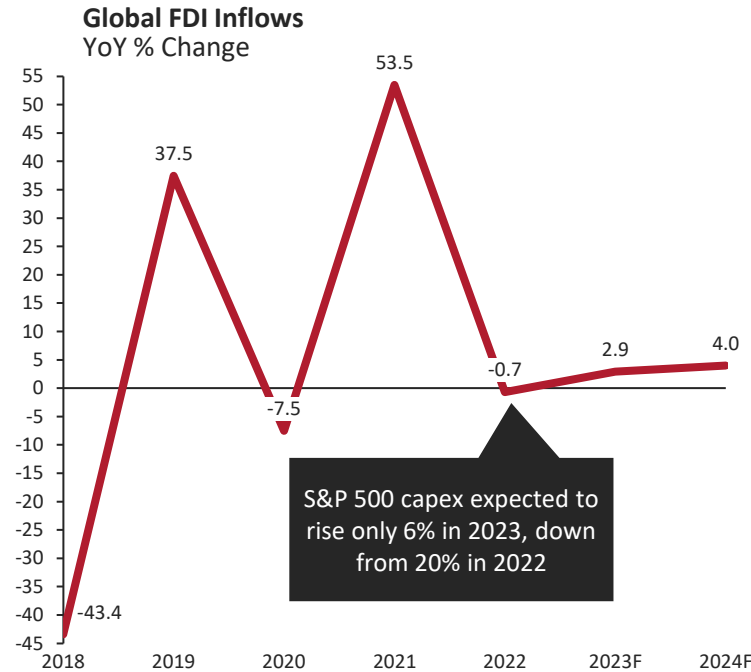


# Manufacturing and trade already in major slowdown

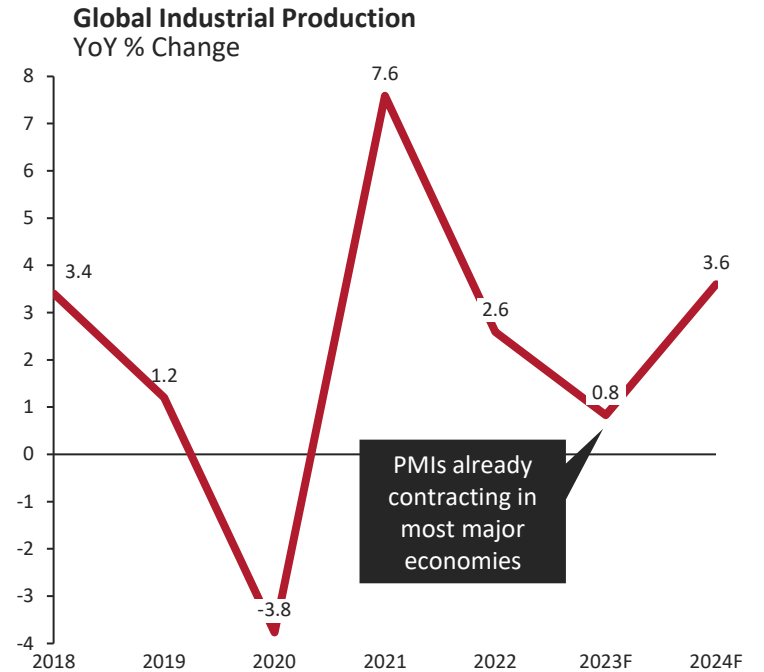
The global growth pause will hit external sectors the hardest



- Baseline: Total global exports expected to decline 1.2% in 2023
- Up/Downside most levered to China's ability to manage COVID



- Historically a very volatile data series, we expect global FDI flows to grow at a moderate trend pace of 3% to 4% per year

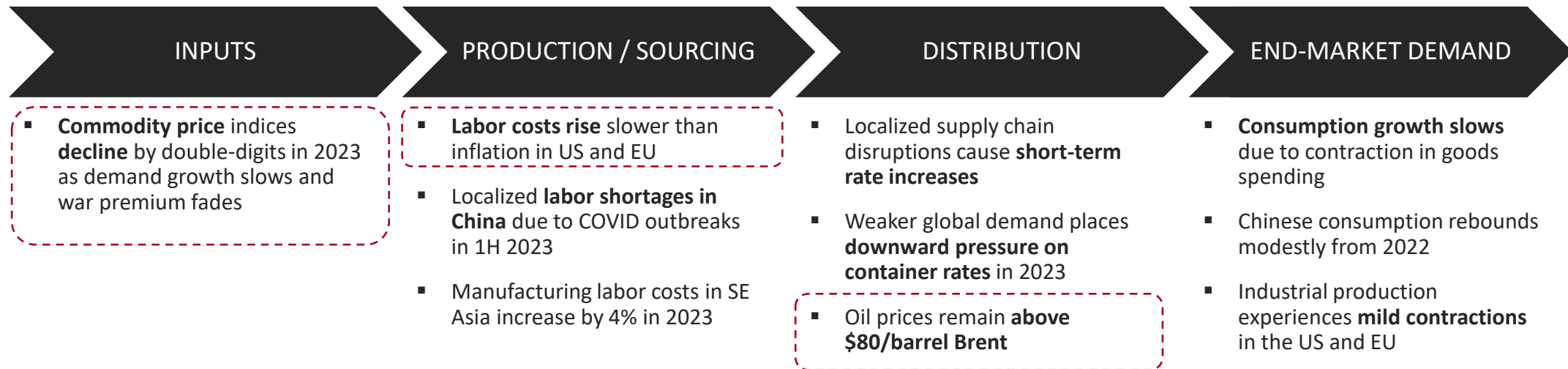


- Baseline: Global Industrial Production +0.8% in 2023
- Slow growth the result of weakening consumer demand

# Slowdown relieves supply chain cost pressure

## COVID still a key wildcard in China

 Detail follows



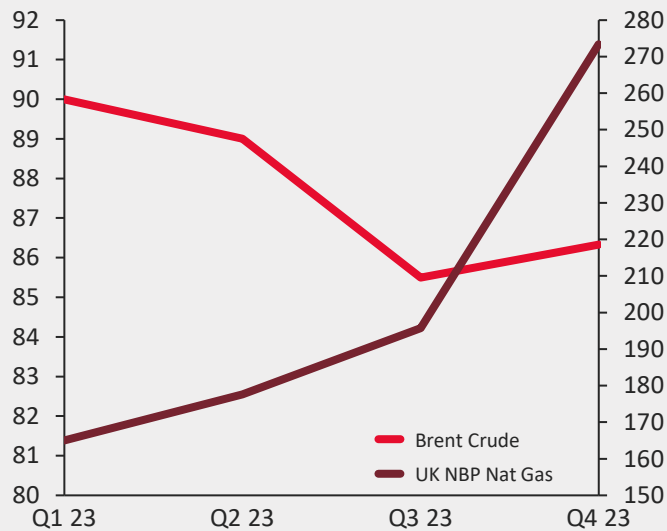


# Cost pressures expected to abate

Prices remain elevated, but rate of change is halted

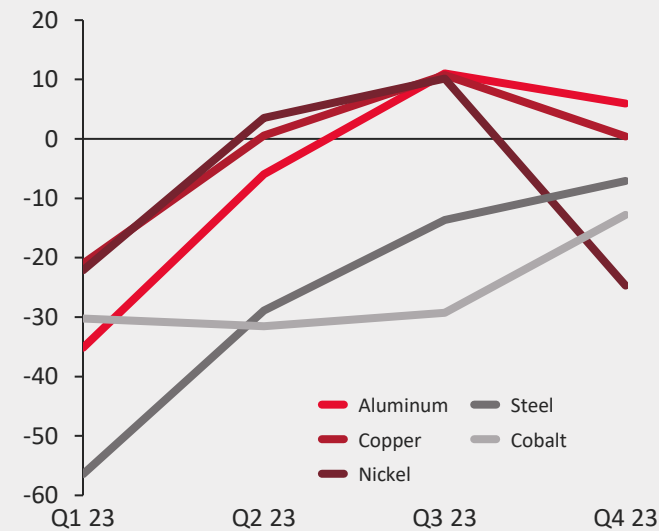
## GLOBAL COST DRIVERS: 2023 FORECAST

**Energy prices**  
\$/barrel and \$/MMBtu



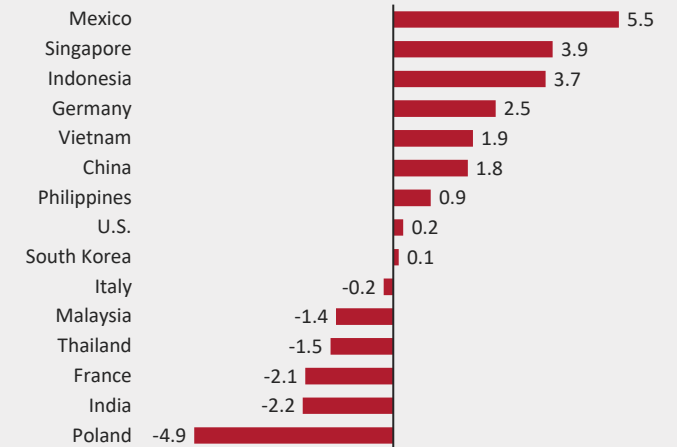
- Prices remain elevated due to tight fundamentals
- A successful China re-opening puts upward pressure on global energy prices
- Europe headed to a difficult 2023-24 winter season

**Metal prices**  
YoY % Change



- Still coming off highs, metals are highly levered to the slowdown in global industrial production
- Longer-term views are bullish on “green” metals

**Real manufacturing labor costs**  
YoY % Change



- Wages will increase faster than inflation in about half the world
- The erosion of real incomes is a main contributor to slowdown fears

Source: Bloomberg, Oxford Economics, Onyx

© Onyx Strategic Insights. Reproduction by written authorization only.

# Countries positioning for growth via industrial policy

Policies look to attract investment amid global competition

REGION / INITIATIVES	INVESTMENT	OBJECTIVES
<b>UNITED STATES</b>		
CHIPS and Science Act	\$280 billion	Attract and retain domestic chip production
Inflation Reduction Act	\$738 billion	Promote clean energy production/emission reduction; corporate tax reforms
Infrastructure Investment and Jobs Act	\$1.2 trillion	Infrastructure improvement and maintenance
<b>EUROPEAN UNION</b>		
Green Deal	> \$1 trillion (pledged)	Cut emissions and promote green business transformation
REPowerEU	>\$265 billion	Diversify energy supplies, accelerate the clean energy transition
European Chips Act	\$46 billion	Expand access to design and piloting tools; establish manufacturing facilities
<b>CHINA</b>		
Belt and Road Initiative	\$932 billion	Secure multiple trade routes; stimulate domestic economic development; shape international norms and institutions
Dual circulation	N/A	Promote domestic production and consumption; move Chinese manufacturing up the value-chain
China Integrated Circuit Industry Investment Fund (“Big Fund”)	\$51 billion	Fund domestic chip development and manufacturing

# But ramp-up will likely limp along

## Limited room for new policies or to fund existing programs

### EUROPE

Lack of funds and no consensus on policy priorities will preclude a robust response to US and Chinese industrial policy beyond existing measures (European Chips Act) and efforts to accelerate LNG and green energy infrastructure

### UNITED STATES

A split Congress will make it difficult, if not impossible, to pass new spending as fiscal conservatives try to reduce the budget deficit

### CHINA

Managing COVID and the property sector crisis will require full focus in 2023, but China will have more room to maneuver in 2024 as the economy improves

Prospect of a long ramp-up and constrained budgets will pose obstacles to private investment in reshoring: cost differentials in emerging markets still attractive for firms across the board

# Foreign policy to the rescue?

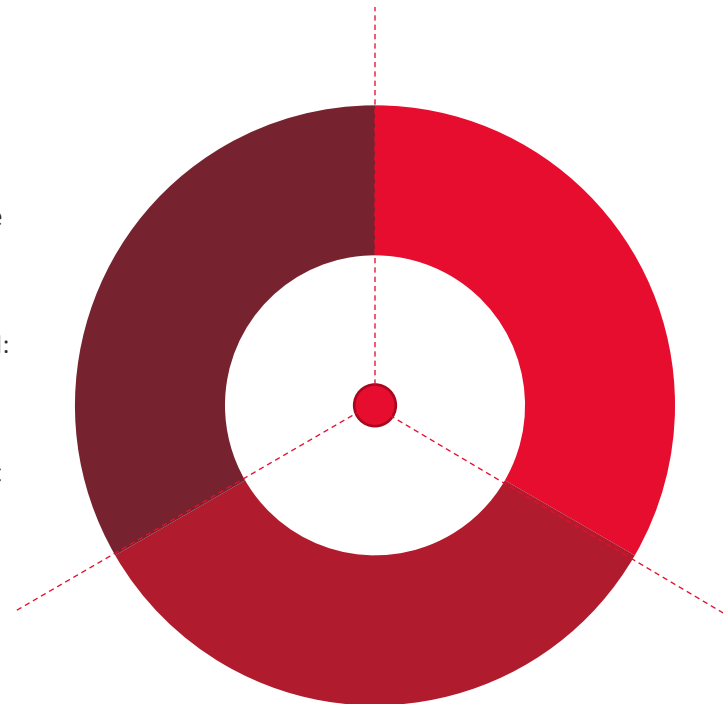
## Leveraging bilateral ties to strengthen long-term position

### UNITED STATES

**Outlook:** a mix of carrots and sticks designed to deter China and strengthen alliances; sticks prevail in 2023 as sanctions remain the more impactful tool

- Prospect of renewed China investigations and sanctions covering entire sectors/categories
- Renewed push on trade and investment with developing world: focus on investment facilitation and ESG standards

**Constraints:** US market access off-the-table provides little incentive to potential partners; sanctions provide the most impact



### EU

**Outlook:** focus on strategic autonomy and managing the Ukraine crisis during a peak in EU unity in 2023

- Renewed push for EU-wide policies on tech and green energy development
- Tension in transatlantic relations stemming from perceived discrimination on EU firms in US industrial policy
- Ongoing trade negotiations in Asia and Latin America

**Constraints:** Focus on intra-EU dynamics and push for ESG standards limit scope and prospect of trade negotiations; industrial policy implementation slow due to limited funds and bureaucracy

### CHINA

**Outlook:** push to repair ties with key partners in the wake of COVID lockdowns, Ukraine crisis, BRI setbacks and Taiwan-related tensions

- Move to distil perception of overreach and improve trust with EU; work to revive CAI
- Potential for new FTAs, inc. Latin America
- Renew investment and charm offensive in Southeast Asia after FDI flows slowed down during the pandemic

**Constraints:** lack of trust limit China's ability to attract investment and strengthen partnerships; economic woes limit ability to project power and withstand US pressure

## SECTION II

# Uncertainties and scenarios

# US inflation, COVID in China, and war in Europe

Six scenarios create uncertainty to the 2023 baseline

## US INFLATION

**Upside scenario:**  
Tamed inflation unleashes private spending

**Downside scenario:**  
Structural, persistent inflation leads to deeper recession and financial market fallout

## EUROPE: UKRAINE/RUSSIA

**Downside scenario:**  
Energy crisis leads to significant decline in production in late 2023

**Downside scenario:**  
The war in Ukraine escalates with spillover into the rest of Europe

## CHINA: COVID

**Upside scenario:**  
China conquers COVID, easing supply chain bottlenecks and propelling growth

**Downside scenario:**  
Outbreaks overwhelm the healthcare system, disrupting production and inhibiting growth

# Downside scenarios: deep dive

## Growth in consumer spending most vulnerable to risk

UNCERTAINTY	TRIGGER	OUTCOMES & RISKS
<b>US HIGH INFLATION</b>	<ul style="list-style-type: none"> <li>• Inflation remains well above Fed target</li> <li>• Federal Reserve raises rates to above 6%</li> <li>• Fed signals rates will remain high through 2024</li> </ul>	<ul style="list-style-type: none"> <li>• Further erosion of consumer spending</li> <li>• Curtailed residential and business fixed investment</li> <li>• <b>Protracted recession</b></li> <li>• Push for fiscal consolidation ahead of 2024 elections</li> </ul>
<b>EU ENERGY CRISIS</b>	<ul style="list-style-type: none"> <li>• Cost to re-fill stocks going into the 2023-24 winter higher than expected due to higher-than-expected Asian demand and/or a harsh early winter</li> </ul>	<ul style="list-style-type: none"> <li>• <b>Gas rationing</b>, especially in heavy manufacturing, autos and petrochemicals</li> <li>• Political liability in Germany; collapse of coalition government</li> <li>• Extended recession throughout EU; Germany and Italy hit hardest</li> <li>• <b>Limited private capex</b></li> </ul>
<b>UKRAINE ESCALATION</b>	<ul style="list-style-type: none"> <li>• Conventional and/or targeted cyber attacks outside of Ukraine</li> <li>• Use of chemical weapons in Ukraine</li> </ul>	<ul style="list-style-type: none"> <li>• <b>Targeted attacks at ports</b>, electricity grids and government regulatory bodies</li> <li>• Disruptions in Europe-centered supply chains</li> </ul>
<b>CHINA COVID CRISIS</b>	<ul style="list-style-type: none"> <li>• Manufacturers unable to maintain full staff for extended periods</li> <li>• Change in virus behavior</li> <li>• Collapse of healthcare system</li> </ul>	<ul style="list-style-type: none"> <li>• Significant supply chain disruptions</li> <li>• <b>Delay or failure of China's economic transition</b> to consumption-led growth</li> </ul>

Due to high economic policy uncertainty (US) and low business and consumer confidence (Europe, China), households are more likely to cut back on spending and the list of business curtailing capital spending is likely to grow

# Upside scenarios: deep dive

## US, China could spur moderately faster global growth

UNCERTAINTY	TRIGGER	OUTCOMES & OPPORTUNITIES
<b>US LOW INFLATION</b>	<ul style="list-style-type: none"><li>• Inflation declines faster than expected</li><li>• Unemployment rises to 4.0-4.5%</li><li>• Federal Reserve signals a reversion of rates to roughly 2% starting in late 2023</li></ul>	<ul style="list-style-type: none"><li>• <b>Rise in consumer demand</b> and investment spending</li><li>• Political appetite for new industrial policy, additional trade remedies against China</li><li>• Stimulates global trade</li></ul>
<b>CHINA CONQUERS COVID</b>	<ul style="list-style-type: none"><li>• China develops a credible domestic vaccine or allows Western vaccines into the country</li><li>• Aggressive and successful vaccination program starts in Q3 2023</li></ul>	<ul style="list-style-type: none"><li>• Sets the stage for <b>strong growth in 2024</b></li><li>• Reduces urgency of foreign firms to diversify supply chains</li><li>• Chinese tourism resumes</li><li>• Increase in commodity prices</li></ul>

The US and China are the two economies most likely to outperform our base case. Opportunities for two upside scenarios will come from a stronger recovery in 2024



# Wide range of scenario impacts over baseline

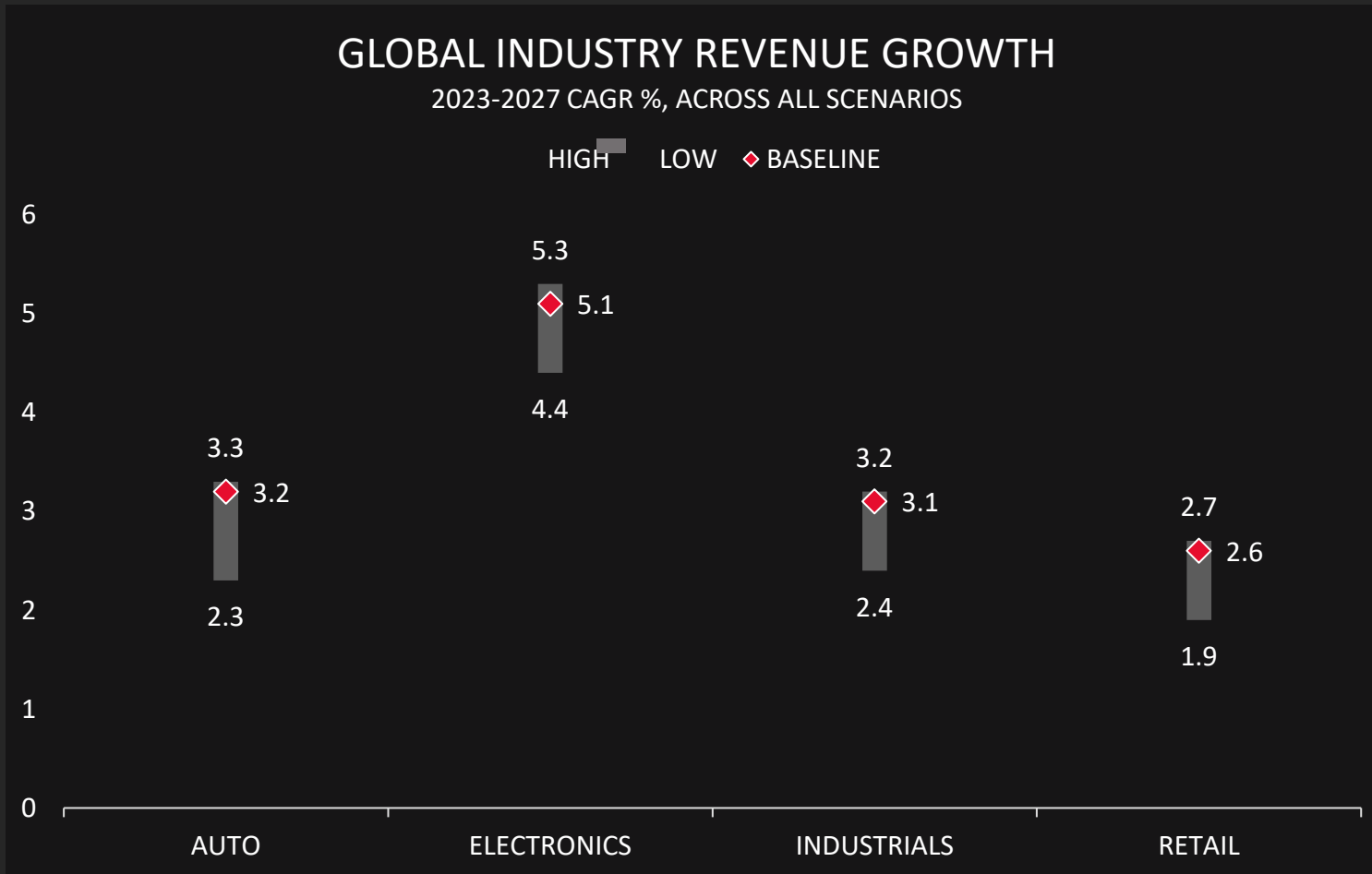
US risks balanced, skewed to downside for Europe, China

## SCENARIO IMPACTS TO BASELINE 2023 GROWTH

SCENARIO	PRIMARY REGION IMPACTED	BASELINE GDP YOY % CHANGE	TOTAL GDP	PERSONAL CONSUMPTION	FIXED INVESTMENT	EXPORTS	IMPORTS	INFLATION
US LOW INFLATION	US	0.4%	1.3%	1.6%	0.8%	-0.9%	-0.9%	4.2%
US HIGH INFLATION			-0.4%	0.2%	-2.5%	-3.1%	-2.9%	5.8%
CHINA CONQUERS COVID	CHINA	3.8%	4.8%	7.2%	4.8%	-5.3%	3.4%	2.4%
CHINA COVID CRISIS			2.0%	1.1%	2.2%	-6.4%	-1.5%	2.3%
EU ENERGY CRISIS	EUROZONE	0.0%	-0.5%	-0.6%	-0.9%	0.2%	-0.4%	5.1%

# Industries face macro headwinds, risks

## Consumer and capital goods markets most affected



### AUTO

Production improves in 2023 as supply chain pressures ease but remains below pre-COVID peaks

### ELECTRONICS

The sector contracts globally by about half a percent in 2023, and then recover in 2024-25

### INDUSTRIALS

The sector is a mixed bag with relatively strong growth in energy and aerospace, but weakness in durable goods

### RETAIL

Top line growth is held up by slowing consumer demand in the U.S. and Europe

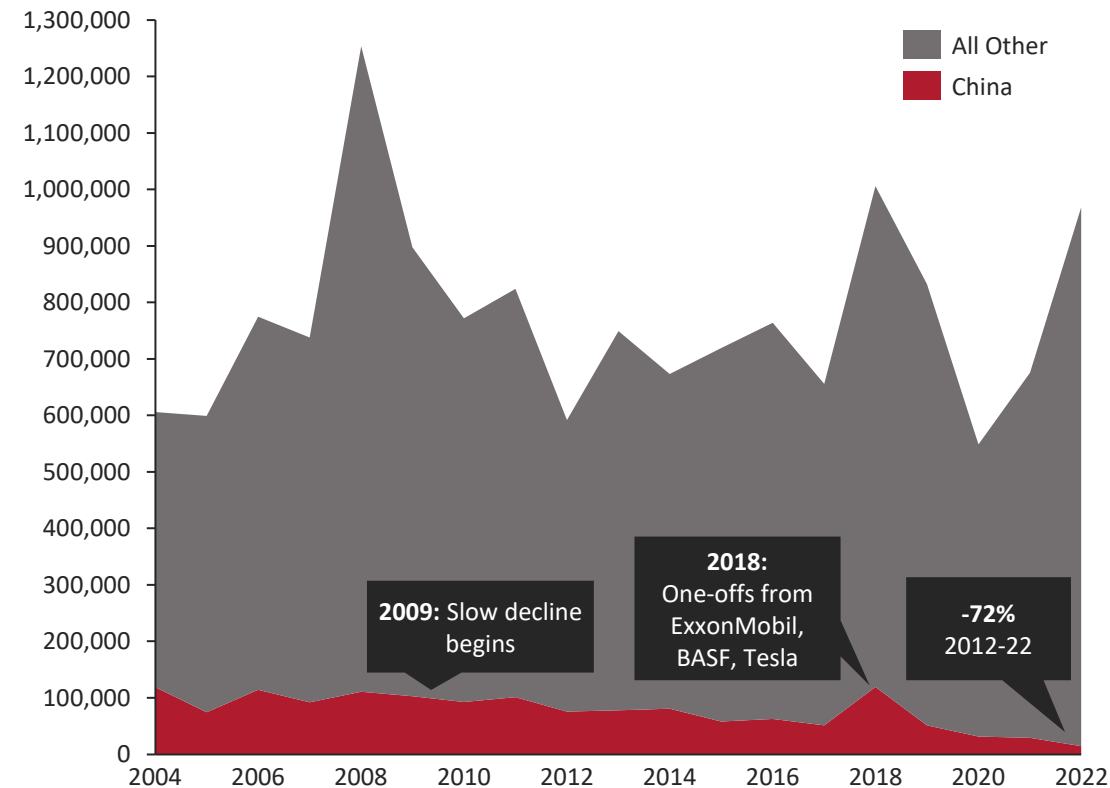
SECTION III

# The long-run

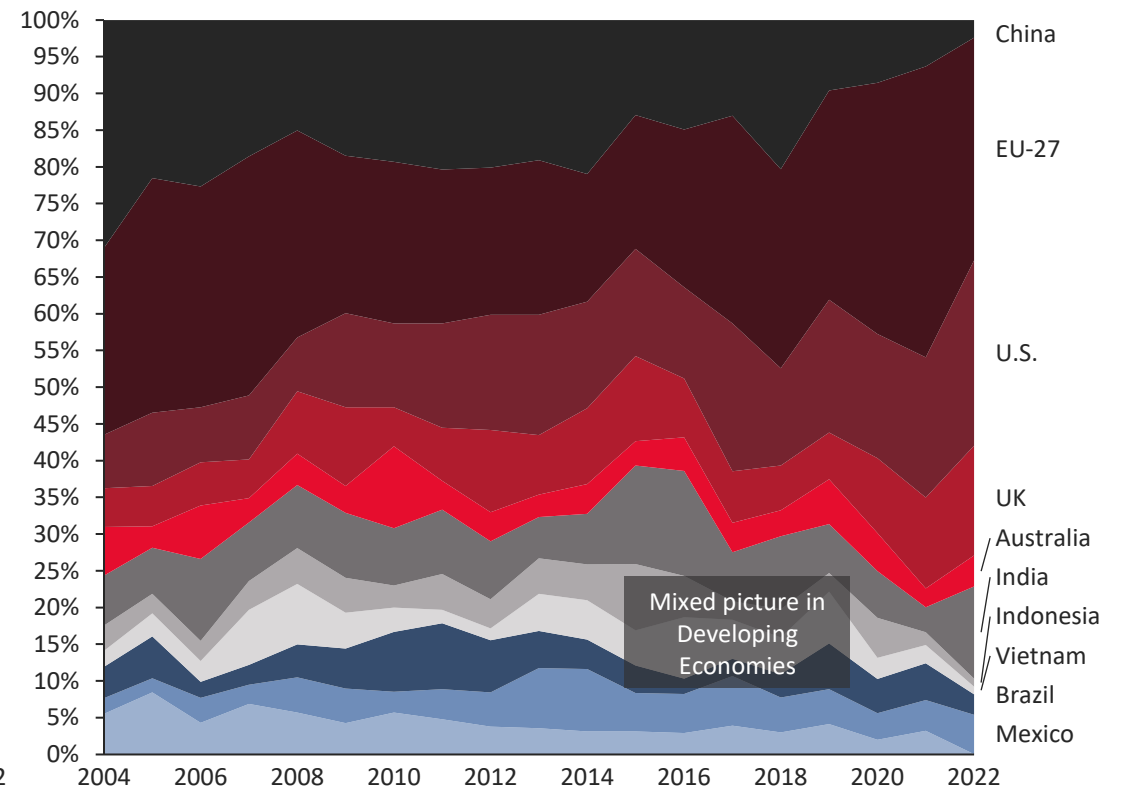
# The beginning of a new era in supply chains?

## China declining on greenfield investment, but no clear winner yet

**Inbound greenfield FDI from all sources**  
million USD



**Inbound greenfield FDI from all sources, top 10 destinations\***  
Percent of total



\*Together comprising an average 60% of total inbound FDI from 2012-2022

Source: fDi Markets, Onyx

© Onyx Strategic Insights. Reproduction by written authorization only.

# What we'll be watching: three key wildcards

## Critical uncertainties on the path to regionalized supply chains

### 1 Demographics vs. productivity

- Declining demographics threaten labor advantages in key emerging economies, with the notable exception of India
- Increasing **productivity** per capita becomes paramount in long-run competitiveness

### 2 Technology

We are entering a critical period for adoption key emerging technologies -- most notably quantum computing, IoT and 3D printing – that can tilt the cost equation of offshoring or near-shoring towards domestic, developed markets

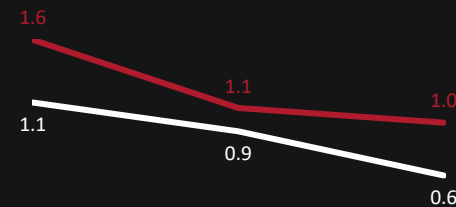
### 3 Revisionism

Russia's long-term decline following war in Ukraine, China's unresolved economic transition, and Iran's uncertain role in the Middle East raise the prospect of great power tensions and regional conflicts

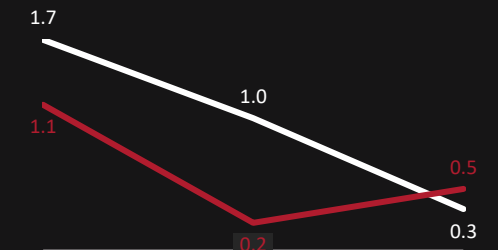
Working age population vs. productivity  
Avg YoY % Change by Decade

— Working-age pop  
— Productivity

United States



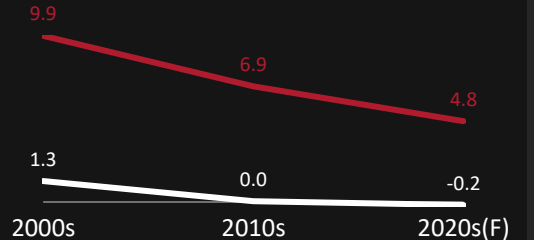
Brazil



India



China



# Get in touch

## Website

[www.onyxsi.com](http://www.onyxsi.com)

## Contact

[info@onyxsi.com](mailto:info@onyxsi.com)

# Disclaimer

Onyx Strategic Insights ("Onyx", "Onyx SI", "We", "Our", or "Us") is a division of Expeditors International of Washington, Inc. ("Expeditors").

The information in this content (website, article, event invitation or other form) does not represent an offer or commitment to provide any product or service. The views, opinions, analyses, estimates and strategies, as the case may be ("views"), expressed in this content are those of the respective authors and speakers named in those pieces, and/or the Onyx departments that publish the content, and may differ from those of Expeditors and/or other Onyx employees and affiliates. These views are as of a certain date and often based on current market conditions and are subject to change without notice.

Copying, re-publishing, or using this material or any of its contents for any other purpose is strictly prohibited without prior written consent from Expeditors. In preparing this material, we have relied upon and assumed, without independent verification, the accuracy and completeness of all information that was acquired from public sources. Any mentions of third-party trademarks, brand names, products and services are for referential purposes only and any mention thereof is not meant to imply any sponsorship, endorsement, or affiliation unless otherwise noted. Notwithstanding anything to the contrary, the statements in this material are not intended to be legally binding. Any products, services, terms or other matters described herein (other than in respect of confidentiality) are subject to, and superseded by, the terms of separate legally binding documentation and/or are subject to change without notice.

The information in this content is not advice on legal, tax, investment, accounting, regulatory, technology or other matters. You should always consult your own financial, legal, tax, accounting or similar advisors before making any financial or investment decisions or before entering into any agreement for Onyx products or services. In no event shall Onyx or any of its directors, officers, employees or agents be liable for any use of, for any decision made or action taken in reliance upon, or for any inaccuracies or errors in or omissions from, the information in this content. Onyx assumes no responsibility or liability whatsoever to you or any client with respect to such matters, and nothing herein shall amend or override the terms and conditions in the agreement(s) between Onyx and any client or other person.

The information in this content does not include all applicable terms or issues and is not intended as an offer or solicitation for the purchase or sale of any product or service. Our products and services are subject to applicable laws and regulations, as well as our service terms and policies. Not all products and services are available in all geographic areas or to all customers. Credit is subject to approval. Rates and programs are subject to change. Certain restrictions apply.

Please note that any Onyx-hosted event or webinar that you register to attend may be recorded, and videos, photographs and other recordings may be taken, where you may be captured participating in the event. By providing the information requested on the registration form, you consent to the publication of such photographs, videos, recordings and/or likenesses (whether edited, adapted, modified or copied), and their use by us and those that we authorize, without prior notice or compensation, in any way which we may see fit now or in the future, including but not limited to, marketing and advertising. Further, you release Onyx and its employees and agents from all claims of every kind on account of such use. You also acknowledge and agree that the replay links, if any, will be shared with Onyx clients and prospects who were invited but did not register/attend, and also potentially to other third parties if the topics are relevant to them. If you do not agree with any statements in this paragraph, please make a member of our staff aware on the day of the event.

The statements made in this content or during this event, or provided in materials as part of this event, are proprietary to Onyx and are not intended to be legally binding. Any products and services described during these events are offered by Onyx subject to applicable laws and regulations and service terms.